

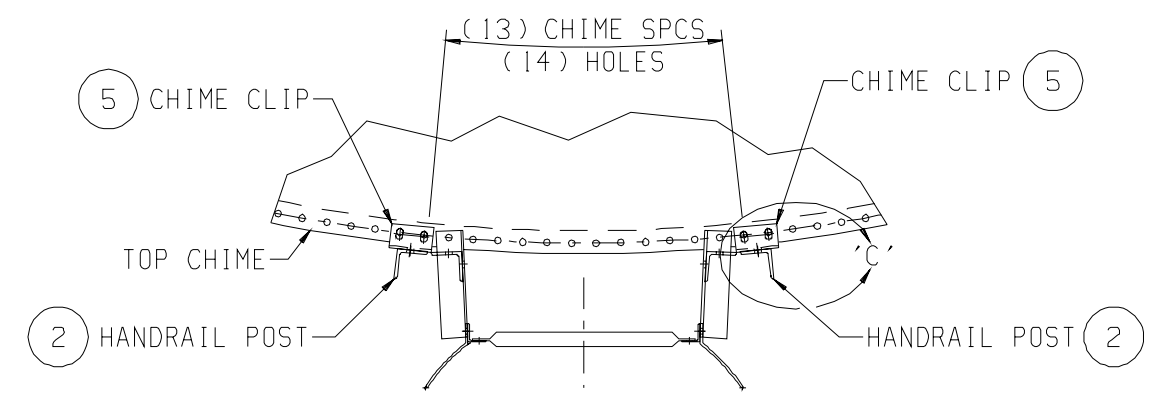
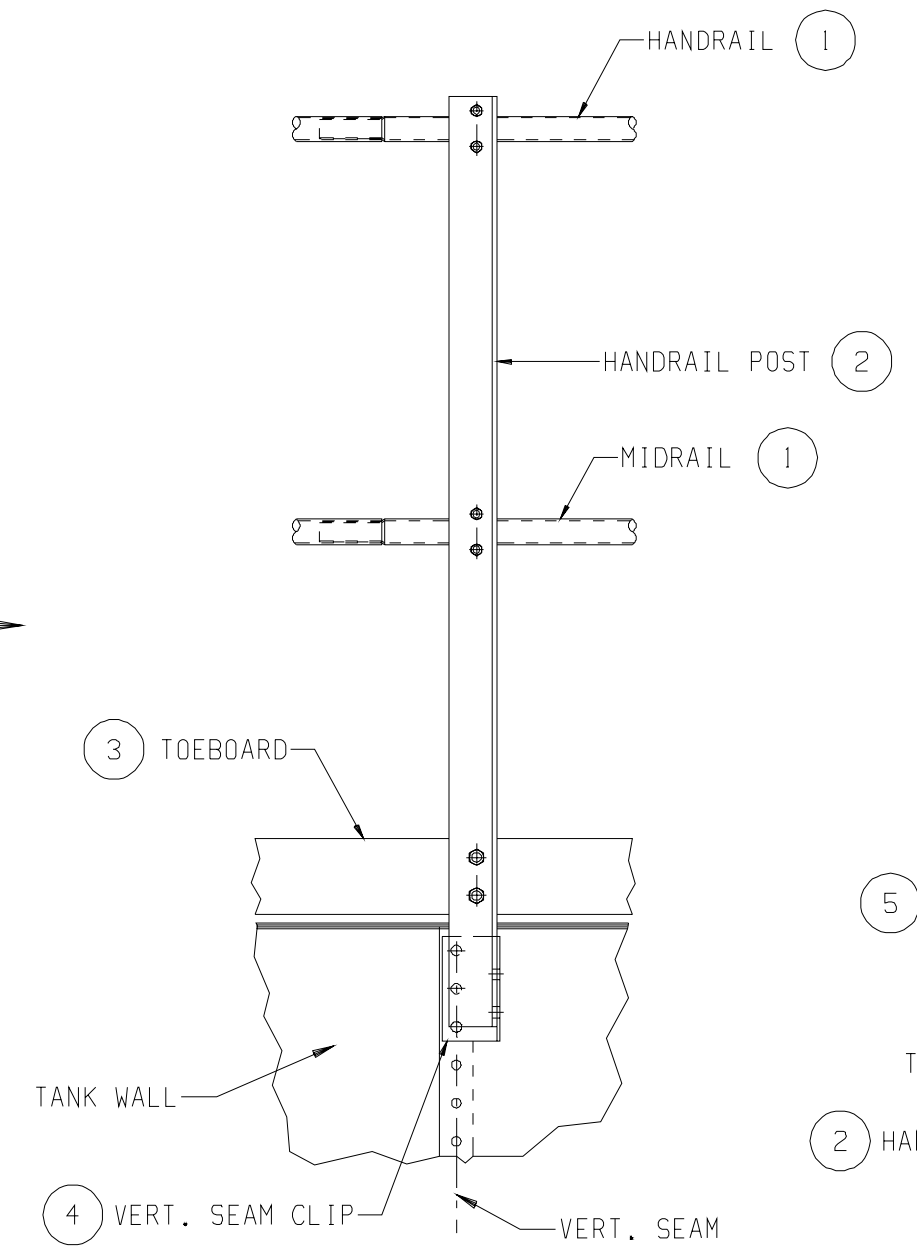
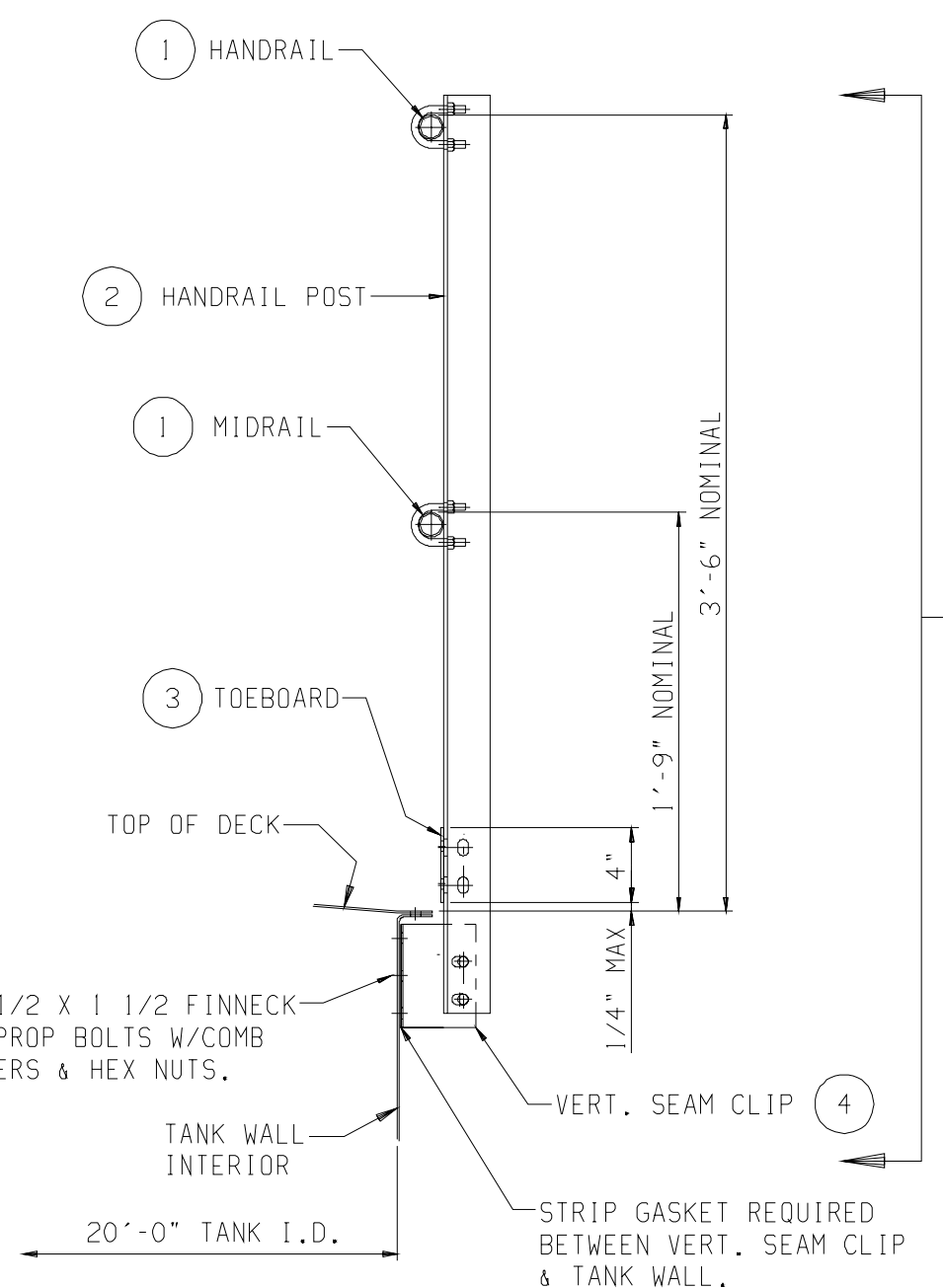
ITEM	D/S	PART NO.	QTY	DESCRIPTION	EST. WT.	PAINT CODE
1	A	50-20-0501-11	14	PIPE RAIL 1 3/8" DIA C.S. SS-20		
2	A	50-88-0302-66	15	ANGLE POST 2 1/2 X 2 1/2 X 1/4		ZN/ZNNN
3	B	50-80-0946-11	13	TOEBOARD 12GA X 4"		ZN/ZNNN
4	A	50-80-0801-02	13	VERT SEAM CLIP 10GA		ZN/ZNNN
5	B	50-80-0790-11	2	CHIME CLIP		ZN/ZNNN
* 6	-	50-20-0506-00	1	HARDWARE KIT 20 FT.		NN/NNNN

* HARDWARE KIT INCLUDES:

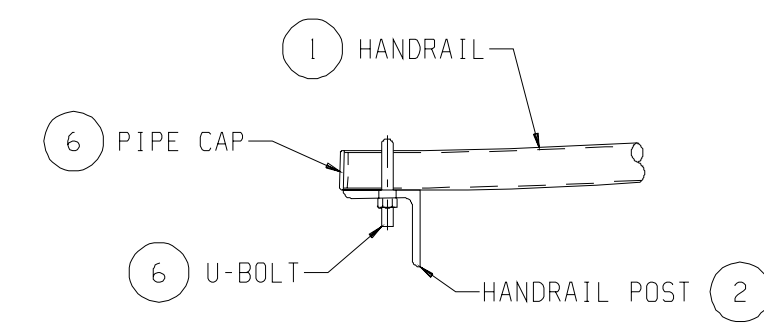
- (2) EDGE PAKS
- (30) U-BOLTS
- (4) PIPE CAPS
- (66) SQ.HD BOLTS (1/2 X 1 1/4 LG)
- (43) FN BOLTS POLYPROP (1/2 X 1 1/2 LG)
- (109) HEX NUTS

ADDITIONAL OPENING KITS (IF REQUIRED) WILL INCLUDE:

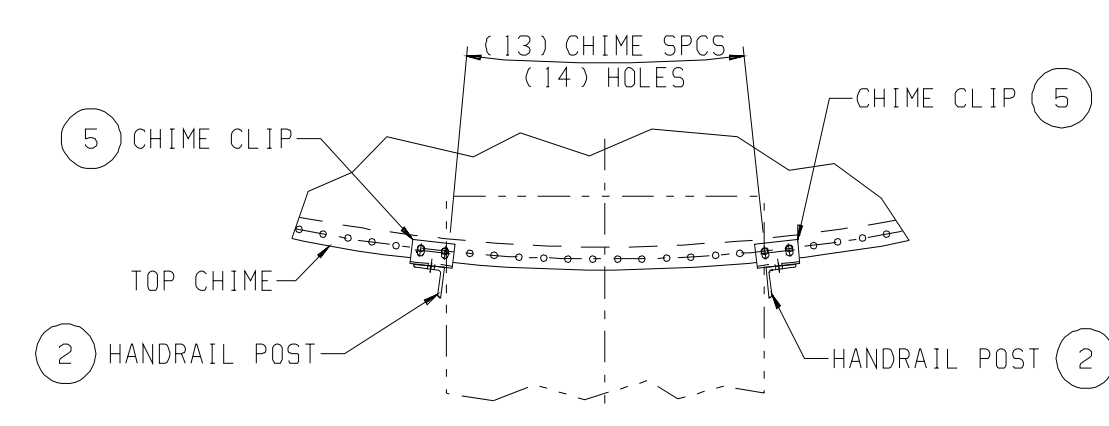
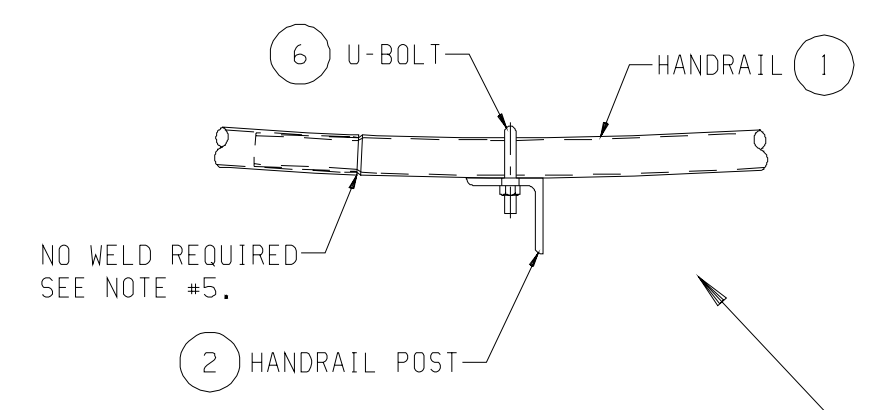
- (2) ANGLE POST
- (2) CHIME CLIPS
- (2) EDGE PAKS
- (4) U-BOLTS
- (4) PIPE CAPS
- (10) SQ.HD. BOLTS (1/2 X 1 1/4 LG)
- (10) HEX NUTS



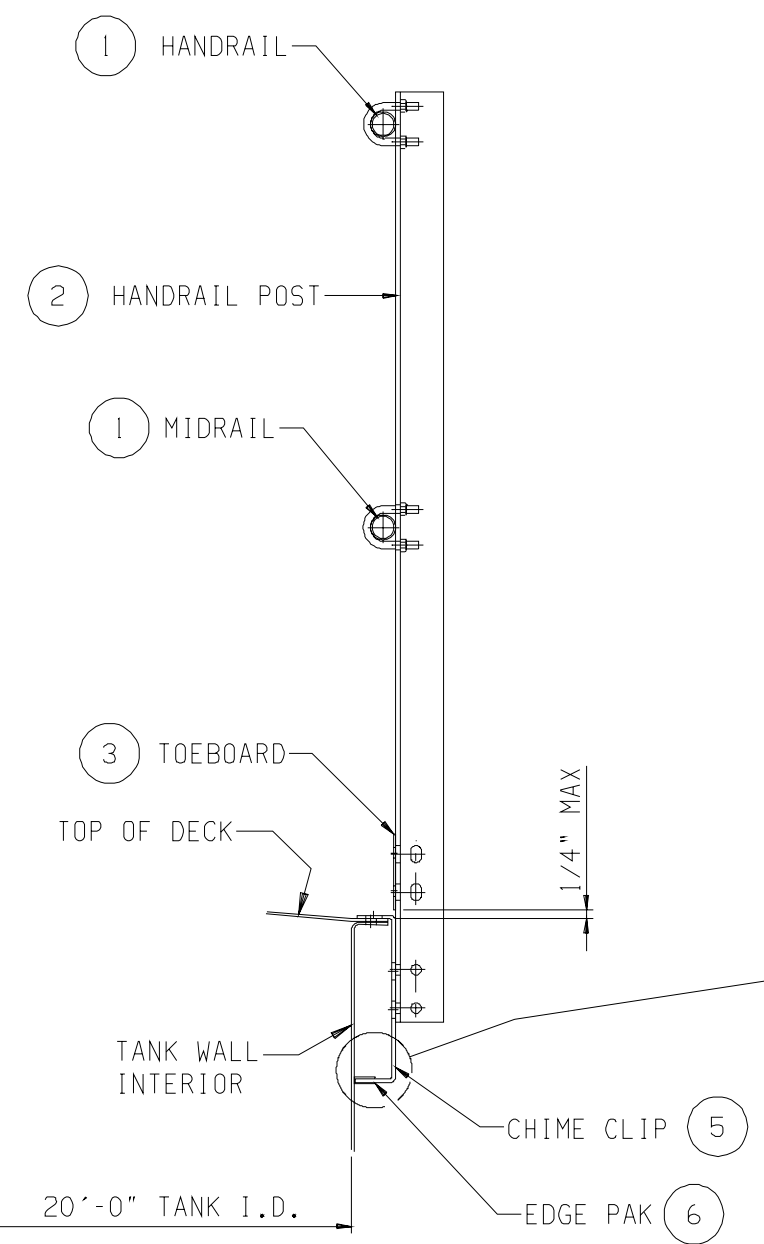
LADDER OPENING DETAIL



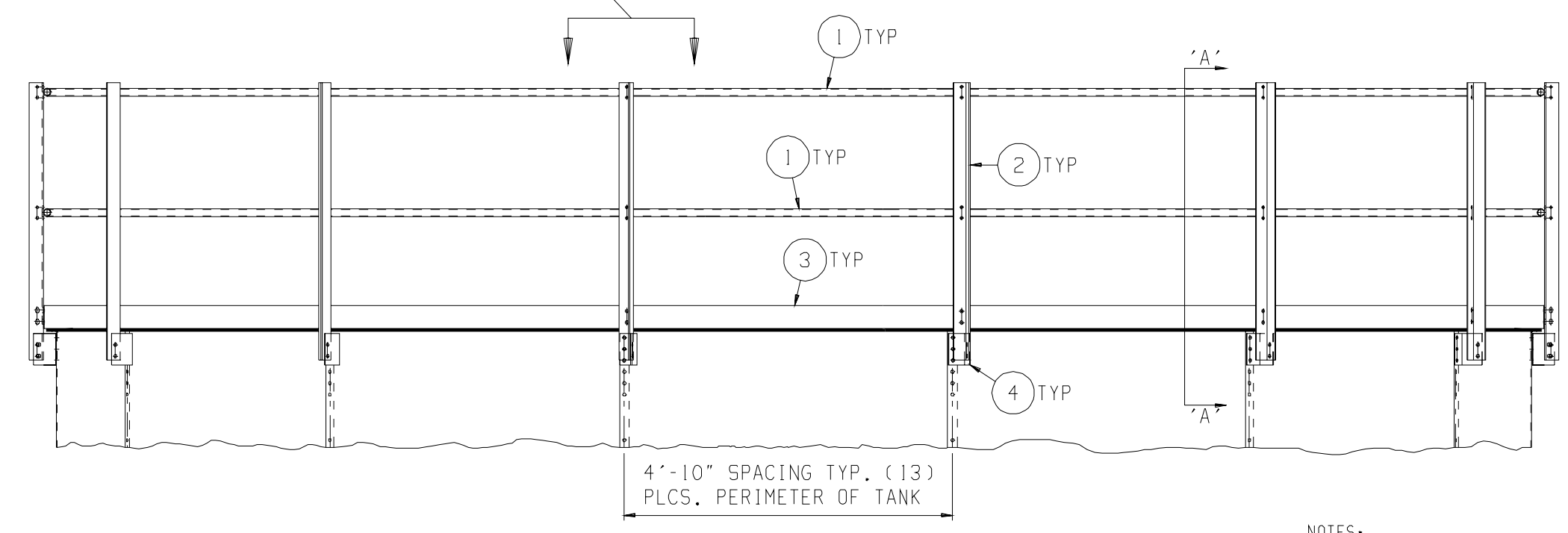
DETAIL 'C'
SEE NOTES 2.4 & 7



CROSSOVER OPENING DETAIL



CHIME CLIP DETAIL
USE ONLY AT EACH
SIDE OF OPENINGS.



ELEVATION

NOTES:

- 1). THIS PERIMETER GUARDRAIL IS DESIGNED TO COMPLY WITH THE REQUIREMENTS OF THE OCCUPATIONAL SAFETY AND HEALTH STANDARDS FOR THE GENERAL INDUSTRY.
- 2). THIS PERIMETER GUARDRAIL IS DESIGNED AS CONTINUOUS RAILING. ALL OPENINGS IN GUARDRAIL SHALL BE FIELD CUT.
- 3). DO NOT TIGHTEN U-BOLTS UNTIL GUARDRAIL IS COMPLETELY POSITIONED.
- 4). DO NOT CUT RAILING UNTIL AFTER THE ENTIRE RAIL IS POSITIONED IN THE U-BOLTS.
- 5). DO NOT POSITION SPLICED PORTION OF RAILING AT U-BOLT.
- 6). SPLICES ARE ACCOMPLISHED BY INSERTING THE SWAGED END OF RAIL INTO THE LARGER OPEN END OF THE RAILING.
- 7). PIPE CAPS USED AT OPENINGS WILL NOT FIT SWAGED END OF PIPE.
- 8). RAILING FINISH: UNIFORM APPLICATION OF ZINC, CHROMATE & A CLEAR ORGANIC TOP COAT. POST, TOEBOARD & CLIP FINISH: HOT DIP GALVANIZED.
- 9). USE 1/2 X 1 1/4 SQ.HD. BOLTS W/HEX NUTS FOR BOLTED CONNECTIONS. UNLESS OTHERWISE NOTED.

MAT'L. SPECIFICATIONS

- PIPE: ASTM A569 50 KSI MIN. YIELD STRENGTH
- PLATE & ANGLE: ASTM A36
- 1/2" DIA BOLTS: ASTM A325
- SHEET: ASTM A570 GRADE 40

CONFIDENTIAL THIS DRAWING IS THE PROPRIETARY PROPERTY OF A.O. SMITH ENGINEERED STORAGE PRODUCTS COMPANY. AND SHALL NOT BE USED NOR REPRODUCED WITHOUT THE EXPRESS WRITTEN CONSENT OF THE CORPORATION.	D				SCALE	NTS	
	C				DRW.	BH 9/1/00	
	B				CHK.	SS 9/5/00	
	A				APP.	JW 9/5/00	
	REV.				BY	CHK.	APP.



PERIMETER GUARDRAIL FOR 20' DIA TANK

REL. NO. C 50-20-0504-00